










# POSITIVE AIRWAY PRESSURE (PAP) INTERFACES

Company	Airway Management	Bleep	Circadiance	Fisher & Paykel Healthcare	Hans Rudolph Inc (HRI)	Hans Rudolph Inc (HRI)
<b>Interface</b>	 Morf Nasal Mask	 Eclipse	 SleepWeaver 3D	 Evora Full	 7600 V2 Full Face CPAP Mask	 6860 Quest Full Face CPAP Mask
<b>Website</b>	<a href="http://www.tapintosleep.com/morf">www.tapintosleep.com/morf</a>	<a href="http://www.bleepsleep.com">www.bleepsleep.com</a>	<a href="http://www.circadiance.com/sleepweaver3d">www.circadiance.com/sleepweaver3d</a>	<a href="http://www.fphcare.com/us">www.fphcare.com/us</a>	<a href="http://www.rudolphkc.com">www.rudolphkc.com</a>	<a href="http://www.rudolphkc.com">www.rudolphkc.com</a>
<b>Warranty (months)</b>	3	1	3	3	6 (includes size guarantee)	6 (includes size guarantee)
<b>Available Sizes</b>	custom fit	One size fits most	Regular, L	XS, S-M, L	P, XS, S, M, L	P, XS, S, M, L
<b>Intentional Leak @ 10 cm H<sub>2</sub>O (l/min)</b>	30	30	32	32	N/A	N/A
<b>Remote Mask Fitting Software Compatibility</b>	none	SleepGlad, sovaSage TherapistAssist	SleepGlad, sovaSage TherapistAssist	F&P myMask	none	none
<b>Pressure Range (cm H<sub>2</sub>O)</b>	4-20	4 -20	4-20	4-30	3-40	3-40
<b>Headgear</b>	Soft adjustable headgear.	Eclipse uses gentle adhesive in place of headgear; it is a clinically proven no-leak mask. Nothing enters the nares. Surgical-grade adhesive creates a seal on the nose.	Soft fabric adjustable headgear in two sizes.	VentiCool technology allows heat and moisture to escape; quick release headgear clips.	Simple strap foam headgear with side adjustments and top of the head tri-glide adjustment.	Simple strap foam headgear with side adjustments and top of the head tri-glide adjustment.
<b>Interface</b>	A personalized-fit nasal mask, the unique ThermAcryl seal is heated and formed perfectly to the contours of each users face. Once formed to the face, the firm seal reduces pressure sores, mask movement, and prevents silicone allergies. The durable seal extends the life of the mask reducing the need for frequent seal replacement.	The Eclipse system has 2 parts: reusable Eclipse Connector Kit (A7034) and disposable Halos (A7033). Covered by Medicare & insurance and fully made in USA. Halos connect using MagSeal technology for easy and rapid connection/disconnection; Magnets used in the Eclipse have passed FDA testing requirements and are within ICNIRP guidelines for general public use. The magnetic strength is 65 mT. Ensure the mask is at least 0.8 inches (2 cm) away from any active medical implant or medical device.	SleepWeaver cloth CPAP masks are flexible, lightweight, and skin-friendly. They fit comfortably on many face types.	Features a 'Floating' Seal, supported by Stability Wings. These technologies work together to allow for freedom of movement while keeping the mask comfortably in place. Sits under the nose for a clear line of sight.	One piece of molded silicone. No painful forehead support. No hard plastic frame. Goes below the chin to the top of the nose.	One piece of molded thermoplastic elastomers (TPE). No painful forehead support. No hard plastic frame. Goes below the chin to the top of the nose.
<b>Additional Features</b>	Silicone-free, ThermAcryl seal is custom-fit in 10 minutes using hot water.	Super quiet, small, light mask that reduces/eliminates claustrophobia. No leaks means improved PAP machine effectiveness, improved arousal index, and no dry/puffy eye. Nothing in the nose, eliminates vanity lines, no hair matting/balding, reduces nosocomial infection, reduces skin and bridge breakdown, reduces neck/facial pain. For use with facial hair, made for active sleep in all positions.	Soft, light, quiet, skin-friendly, improved compliance, compatible with common PAP machines, durable, easy-to-clean, and works in any sleeping position.	Full performance with minimal contact designed to minimize noise for a good night's sleep.	Detachable swivel port, airtight seal, new headgear.	Detachable swivel port, airtight seal.

React Health	React Health	ResMed
 <p>See our ad on page 39</p>		
Rio II Nasal Pillow Mask	Siesta Full Face Mask	AirFit N30
<a href="http://www.reacthealth.com/sleep/sleep-masks">www.reacthealth.com/sleep/sleep-masks</a>	<a href="http://www.reacthealth.com/sleep/sleep-masks#Nasal%20Pillows%20Masks">www.reacthealth.com/sleep/sleep-masks#Nasal%20Pillows%20Masks</a>	<a href="http://www.resmed.com">www.resmed.com</a>
3	90	3
S, M, L	S, M, L	S, M, S-wide
32	Not provided	33
AR Medical MaskFit AR, SleepGlad, sovaSage TherapistAssist	3B Luna QR App, AR Medical MaskFit AR, SleepGlad, sovaSage TherapistAssist	ResMed MaskSelector
4-20	3-40	4-20
Split back strap, labeled with mask type for ease of ID and resupply.	No forehead brace, padded support arms, quick-release clips.	QuickFit elastic headgear designed to make mask easy to fit right out of the package.
Dual wall pillows, unique swivel for active sleepers.	360-degree dual-swivel elbow, self-adjusting ergonomic cushion design.	A small, quiet and easy-to-use nasal mask designed to make therapy easier from the start.
Lightweight, flexible, and quiet	Easy change cushion cup snaps into place, air vent diffuser, anti-phyxia valve safety feature.	Features a curved nasal cradle cushion that rests discreetly under the nose. QuickFit elastic headgear slips on and off like a pair of swim goggles. ●

Visit [www.sleepreviewmag.com/tag/comparison-guides](http://www.sleepreviewmag.com/tag/comparison-guides) to download this guide as a PDF.

