






Information for this guide based on data submitted by product manufacturers. Sleep Review strives for accuracy in all data but cannot be held responsible for claims made by manufacturers. All travel-friendly CPAPs may not be included. Email troj@medqor.com to be considered for the next update.

Company		Breas Medical	Drive DeVilbiss Healthcare	Philips
Device		 Z2 Auto CPAP	 IntelliPAP 2 CPAP System	 DreamStation Go
Website		breas.us	drivemedical.com	philips.com/dreamstationgo
Description		The Z2 auto auto-adjusting CPAP builds on the Z1 with a quieter motor and an auto start/stop feature. Patients can use their favorite mask. An integrated, rechargeable PowerShell lithium ion battery is available as an add-on to provide a full night's therapy on a single charge. Free Nitelog app records sleep data on iOS or Android.	The IntelliPAP 2 with PureView Algorithm offers improved sensitivity to a full spectrum of patient events to provide a therapy experience based on natural breathing patterns. The CPAP is equipped with optional PulseDose Heated Humidification to manage tubing rainout, features Bluetooth connectivity, and is approved for airline use with a Drive DeVilbiss external battery.	DreamStation Go is a discreet, ultra-portable PAP therapy device weighing <2lbs. A built-in power supply helps limit components to pack, while 12 mm micro-flexible tubing continues the compact trend. It also features a tap/bottled water compatible heated humidifier for added convenience. DreamStation Go meets FAA standards for in-flight use.
Dimensions (cm)		16.26 x 8.38 x 5.13	9.3 x 15.5 x 15	15 x 15 x 5.8
Weight, Without Optional Add-ons (g)		299	875	844 (includes internal power supply)
Sound Level (dBA)		26	26.6	30 (with 12 mm micro-flex tubing)
Interface Compatibility		Does not require the use of proprietary masks or tubes.	Compatible with nasal, vented full face, nasal pillow, and nasal cannula CPAP masks.	Compatible with CPAP masks available from any manufacturer, but to promote the most effective therapy, Philips Sleep and Respiratory masks are recommended.
Pressure Range (cm H ₂ O)		4–20	3–20	4–20
Operating Modes		CPAP, APAP	CPAP, APAP	CPAP, APAP
Available Features	Humidification	HME (waterless) included	Optional	Optional
	Heated Humidification	Not available	Optional	Optional
	Integrated Battery	Optional	Not available	Included
	External Battery Pack	Not available	Not available	Optional (needed if not plugging in to power)
	Airplane Mode	Included	Included	Included
	Travel Case	Optional	Included	Optional
	Altitude Compensation	up to 8,000 ft	1060 hPa - 700 hPa (~1,400 ft below sea level to 9,800 ft)	up to ~7,434 ft
Power Supply When Plugged In		30W power adapter. Input range 100-240V, 50-60Hz. Includes US power plug. Can be adapted with standard travel adapter plugs.	Accepts line voltages of 100-240V, 50/60Hz. AC power cords for the UK, EU, and Australia are available.	100–240 V AC, 50/60 Hz, 2.0-1.0 A.
Smart Phone App		Nitelog 2.0	SmartLink	DreamMapper
Warranty (years)		2	3	2

ResMed	Somnera Inc
	
AirMini	Somnera Airbox
resmed.com/exploreairmini	somnera.com
AirMini packs ResMed's clinically proven CPAP technology along with its comfort and ease-of-use features into a sleek, portable, pocket-sized device ideal for therapy on the go. The AirMini is available with ResMed's proprietary AutoSet functionality as well as a waterless humidification system for patient comfort.	The Somnera Airbox provides positive airway pressure without the continuous high airflow of CPAP. Low-flow technology eliminates the cumbersome humidifier and allows the system to feature a hose so light that patients don't feel attached to anything during sleep. System purchase includes free optional support with live sleep coach.
13.6 × 8.4 × 5.2	7 x 9 x 13
300	600
29	44
Compatible with ResMed AirTouch F20 full face mask with UltraSoft memory foam cushion, AirFit F20 full face mask, AirFit F30 mask, AirFit N20 nasal mask, AirFit P10 for AirMini nasal pillows mask.	The Somnera System Airbox can only be connected to the Somnera System hose and mask.
4-20	4-20
CPAP, APAP, AutoSet for Her	CPAP, APAP
Included	N/A
Not available	N/A
Not available	Not available
Not available	Optional
Included	Included
Optional	Included
up to 8,500 ft	up to 8,500 ft
20W AC power supply unit. Input range 100-240V, 50-60Hz. The connector has an angled edge so the power cord can only be inserted into the machine one way.	Power adapter: Input: 100-240V AC, 50/60Hz; Output: 12V DC.
AirMini by ResMed	SleepBridge App
2	2 ●

Sleep Review considers devices with dimensions less than 40 cm (length + width + height.) to be "travel-friendly."



LET'S CONNECT



facebook.com/sleepreview



twitter.com/sleepreview



tinyurl.com/linkedin-sleepreview



youtube.com/c/sleepreview

Sleep Review
A MEDICINE PRACTICE AREA THE JOURNAL FOR SLEEP SPECIALISTS™

